



**V10**  
Create your future.  
Exclusive ergonomics



## Flexibility and style, to evolve as you wish

The V10 unit by Mocom is the first column-mounted treatment centre in the range. Styled to be as essential as possible and thereby facilitate the dental team's activities, V10 provides a selection of instruments and devices that can be incorporated allowing you to personalise unit configuration.

The V10 also enables you to choose from some of the latest innovations such as voice control. This allows you to manage the chair, certain ancillary features and even dictate simple observations in the patient records. NFC technology is also an option that includes wearable technologies that connect you to your unit and allow for numerous parameter settings, even for more than one dentist.















## Cutting-edge clinical control

Your performance is sure to improve when everything is under control. This is the reason we devote particular attention to developing the most intuitive and advanced control panels, complete with state-of-the-art electronics and software integrating all key dental unit functions.

As a standard feature on the new V10 unit, the Full Touch Clinic control unit features a 7" touchscreen display and powerful microprocessor. Clear, intuitive graphics speed up treatment times and facilitate precise settings. As simple to use as a modern smartphone, the control unit offers an up-to-the-minute user experience. Full Touch control units, when mounted on the Continental model can rotate from vertical to landscape layout.



### Full Touch Multimedia

The optional Full Touch Multimedia version features an HD display and is compatible with multimedia content. This allows you to view video tutorials or image files from a camera or X-ray sensor directly on the control panel. This version also includes a USB port, which comes in handy when storing files or for external consultants to save/upload personal settings.



### Voice Control

As an optional feature, the voice control system minimises physical contact with ancillary systems and facilitates tasks if an assistant is not present. Moreover, the fact that contact with control keys or on/off switches is reduced, the equipment risks less

contamination during treatment sessions. Voice commands for micromotor and scaler mode are available, as well as timer activation for clinical procedures, operating light adjustments and programmed patient chair movements.



### Interactive LED Pack

In part a design feature, the ring of LED lights that are activated at the base of the cuspidor are primarily a useful tool. Their colour provides dentists with a range of useful information, from scaler mode to hygiene cycle progress on the dental unit. During root canal treatment with the apex locator on, the LED ring changes colour, passing from green to yellow to red according to the distance from the apex.



### NFC

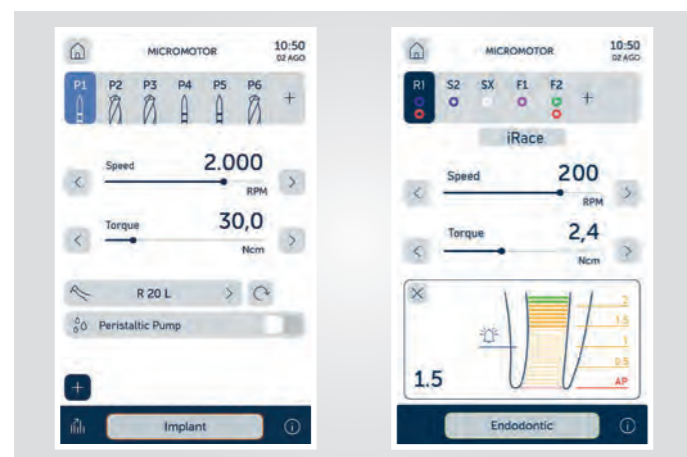
Thanks to NFC technology and a smart wristband, dentists can access the V10 to personalise key settings. In proximity of the NFC symbol on the instrument module, the wristband connects and activates the unit's previously stored preferences. 20 slots are available for multiple operators. Settings include patient chair positions, touch display, operating light and cuspidor settings, as well as operating parameters for the integrated instruments.



## Bespoke features for specialist dentistry

Supporting the latest advanced technologies for conservative dentistry, root canal treatment and implant surgery, the V10 integrates special instruments that are fully integrated into the electronics.

The V10 supports latest-generation technologies and instruments enabling root canal treatments and implantology. Applications and comprehensive databases complete the system, which is managed by a powerful microprocessor. You can switch from conservative mode to ENDO or IMPLANT mode at any time.



The endodontic file identification trademarks are not owned by Cefla or any of its associated companies.



### Implantology

An integrated set of systems avoids the need for space-consuming, stand-alone devices. Dentists can set and save clinical parameters for each treatment stage, from site preparation to implant placement.

### Endodontics

Giving access to a pre-loaded library, the Full Touch control unit manages treatment with rotary instruments and with reciprocating instruments, in the optional mode. With the dedicated contra angle, the apex locator displays distance to the apex on the display.

### Peristaltic pump

The peristaltic pump is managed via the Full Touch control unit and does away with the need for additional modules or carts around the patient chair.

### Torque curves

Dentists can record the torque curves during treatment. Data is produced in an exportable format to keep a record of delivered torque and implant tightening torque values.



### i-MMs micromotor

Easily autoclaved, i-MMs (optional) suitable for endodontics and for implant surgery. Torque control up to 70 Ncm when combined with the appropriate 20:1 ratio contra angle, and speeds ranging from 100 to 40,000 rpm make it the perfect answer when ultimate performance and control are required.





### SideFlex

Special optional SideFlex joints that allow instrument levers to move laterally without causing wrist fatigue optimise mobility. Levers are removable for cleaning purposes.



### Instrument excursion

Ample instrument tubing excursion makes it easy and effortless to reach all operating positions around the patient. Instruments are self-balancing for additional comfort.



### Compact tray

The tray holder housed under the module is made of stainless steel. Simple to reposition, it is easily rotated and accessed by both dentist and assistant.



## Adapts smoothly to your operating style

Ergonomically versatile, the Continental version of the V10 unit with over-the-patient delivery makes operating feel smooth and easy. The lightweight instrument module incorporates an optional handle-mounted sensor for effortless and precise vertical positioning. Excellent mobility of the arm system facilitates workflow and improves operating comfort, reaching all positions with ease.





### Scalers

Compatible with all the most common tips on the market, the piezoelectric scalers are available with fibre optics for LED illumination and suitable for prophylaxis, endodontics and periodontal procedures. Fully autoclavable.



### Curing light

With an emission spectrum enabling activation of the very latest generation of composites, the curing light has an intuitive interface and an ergonomically advanced swivel grip for easy access to both dental arches. The light features 7 curing programmes, including the new bracket programme which consists of 5 brief rapid-succession emissions.



### Brushless micromotor

Available with or without LED lighting, i-MMr or i-MMrL are lightweight, silent and vibration-free, and ideal for conservative and prosthodontic treatments. Max. speed can be pre-set, torque reaches 3.3 Ncm, speeds range from 100 to 40,000 rpm at a 1:1 ratio.

## Enjoy up-to-the-minute instruments

Fully integrated and easily managed instruments are the key to excellent workflow and effective treatment outcomes. The new column-mounted V10 unit provides you with intuitive control over a selection of high-tech micromotors, ultrasound scalers, turbines, contra angles and other handpieces.



### MM with fluorescent LED technology

Using LED-powered fluorescence-aided identification technique, the i-MMs FLUO and iMMrL FLUO brushless micromotors are able to identify the presence of composite materials in teeth. Old composite that needs to be retreated is revealed enabling the dentist to reduce surgery time and operate with greater precision and safety.





## Rational design makes for effective treatment

Designed with straightforward practicality in mind, the International version of the V10 unit with hanging tubes boasts an arm system capable of reaching all working positions around the operating area. The module is compact and easy to manoeuvre, and the instruments are simple to extract thanks to the module's ergonomic design and the different inclination of each handpiece.



### Assistant's module

The module is available with 4 or 5 housings. In addition to syringe and suction cannulae, a camera and a curing light or a dynamic instrument can be installed. An optional adjustable tray holder is available.



### Adjustable height

The assistant's module is fitted to an articulated arm, allowing for convenient height adjustment.

### Ceramic cuspidor unit

Equipped with an optical sensor for cup-filling, the motorised cuspidor bowl rotates conveniently for smoother workflow and additional patient comfort. Rinsing is therefore quicker and more comfortable.







### W.H.E.

Certified DVGW continuous disinfection system prevents backflow contamination of the unit's water supply acting against all water-borne contaminants, including Legionella. Use of Peroxy Ag+ recommended.



### Flushing

This system, also included in the BIOSTER system, gives the spray ducts a fast rinse to eliminate any stagnant liquid from tubing. Ideal at the start of each day and after each patient.



### S.H.S.

Device that feeds water to the sprays as an independent alternative to mains water. Works by way of a tank filled with distilled water. Extremely useful where mains water is hard or potentially unsafe.



### BIOSTER

Automatic system that disinfects internal instrument spray circuits with an antiseptic liquid (Peroxy Ag+). Instruments can be placed conveniently in the integrated housings and a large tank for disinfectant minimises re-filling frequency.



### A.C.V.S.

Automatic system for the flushing and cleansing of the suction system. Allows sanitisation to be performed between one patient and the next.



### O.D.R.

As-standard mechanism that automatically emits an air jet to clean any residual liquids or solids from the handpiece after use.

## Experience the safety of certified systems

All controlled directly by the microprocessor inside the control unit, the active hygiene devices address all major issues concerning contamination within the operatory. Parameters can be personalised and dentists can choose to activate systems manually or use pre-set times and settings. Certified systems are the best way of demonstrating one's commitment to the health of a patient and protect staff operating all day long.




VOICE CONTROL





# Trust the concept of permanent protection

Reducing the risk of cross-contamination is a key driver behind the design concept of the V10. Protection has to be ensured at all times, so we take into account the exposed areas and removable components during the design phase. Based on our research, we have been careful to provide a unit whose static design protects patients and medical staff, thereby ensuring a safe and risk-free working environment.



## Cuspidor bowl unit

Fully removable for fast, effective sanitisation, the cuspidor bowl unit consists of parts that are easy to clean and disinfect (ceramic as standard or, as an optional, glass).



## Removable instrument levers

Instrument levers featuring the optional SideFlex joint can be removed for better cleaning.



## Cannulae guides

Easy-to-remove elements ensure perfect cleanliness in what is a potentially critical area.



## Quick couplings

Release system for cleaning and/or replacement.



## Double filters

These easily removable filters make emptying and cleaning tasks simple.



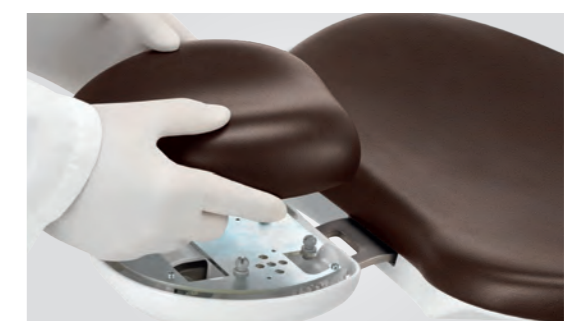
## Handle

The Continental module handle can be removed for disinfection purposes.



## Operating light

Handles are removable and autoclavable.



## Upholstery

Easy-to-sanitise, durable seamless padding.



## All the space you need, every day

The suspended patient chair, distinguishing characteristic of the new V10 unit, provides all the space a dentist needs to move comfortably around the patient, reaching the oral cavity from all angles. The compact unit body takes up little room and the chair, regardless of the patient's build – adult or child – can be set at a perfect height. With the height setting being independent from that of the modules on both dentist and assistant sides, instruments and controls will always be positioned conveniently for the team.

The patient chair is certified to lift patients weighing up to 190 kg and has an extensive range of vertical excursion, from 37 to 80 cm. An ergonomic joint synchronises the movement between backrest and seat, avoiding lumbar compression and helping the patient to relax.



### Suction Stop

Easily reached while hands are busy, a pedal accessory integrated in the base of the patient chair enables you to interrupt suction without needing to replace the cannulae in the holders. Convenient and simple to use, this solution is hygienic and streamlines treatment sessions.



### Foot controls

Three different ergonomic designs are available, both in wired and wireless versions. These allow activation of Chip Air/Water, patient chair movement and recall of saved positions. In surgical mode, all the pedals can activate the peristaltic pump, turn on/off the lamp and change the programme. Power Pedal manages an extra two saved positions.



### Headrest

In addition to an adjustable 2-axis version with a mechanical lock, the optional model features a pneumatic lock system and 3-axis movement for free, precise positioning. Simple to activate by pressing a small button, the dentist can adjust the headrest with no effort at all.

# Make your choice the smartest combination


Looking smart and influencing the mood of your surgery environment with a perfect colour combination is a great start to a working day. This is why we have extended the range of colours that you can choose from for your equipment. The V10 offers unit body and patient chair combinations based on a wide selection of colours for upholstery and 3 choices for the unit body colouring. The optional Memory Foam padding is also available in the full colour range.



## Unit body design

Compact and cleanly designed, the unit body can be supplied in white, blue or silver grey optional colours to add a personal touch of design to the operatory.

Seamless upholstery available in 19 different colours is available with standard or special Memory Foam padding.



## Memory Foam

Feeling comfortable can be ensured with the optional Memory Foam padding. Not only does it provide correct anatomic support, it is suitable for patients of all builds, an important factor especially during longer treatment sessions when comfort is crucial.



## Standard upholstery

- 102 Atlantic blue
- 106 Mediterranean blue
- 113 Pacific blue
- 136 Indian blue
- 132 Blueberry violet
- 134 Japanese wisteria
- 135 Venetian red
- 115 Scottish salmon
- 103 Nevada yellow
- 123 Polynesian green
- 101 Caribbean green
- 137 Bright silver
- 121 Anthracite grey
- 130 Graphite black
- 142 Anatolian Hazelnut
- 141 Papyrus Beige
- 143 Arabian Gold
- 140 Brazilian Brown
- 144 Ruby Red

## Memory Foam

- 198 Atlantic blue
- 196 Mediterranean blue
- 183 Pacific blue
- 186 Indian blue
- 192 Blueberry violet
- 184 Japanese wisteria
- 194 Venetian red
- 195 Scottish salmon
- 182 Nevada yellow
- 193 Polynesian green
- 197 Caribbean green
- 187 Bright silver
- 199 Anthracite grey
- 180 Graphite black
- 172 Anatolian Hazelnut
- 171 Papyrus Beige
- 173 Arabian Gold
- 170 Brazilian Brown
- 174 Ruby Red



## Optimal lighting, effective communication

Much more than a simple accessory, the operating light is a tool which counts toward the successful outcome of almost every treatment. On the V10, you can opt for the as-standard Venus LED MCT lamp enabling selection of the correct colour temperature according to each clinical situation or go for the optional MCT View model, also featuring an integrated camera for effective communication with your patient and enabling you to visually document procedures, even for insurance purposes.

With the introduction of the optional voice control system on the V10, staff can interact with the operating lamp in a practical, modern and aseptic way.



VOICE CONTROL



### Venus LED MCT View

Featuring an integrated camera for still images and video footage, this model opens up a world of opportunities for the sharing of multimedia content across digital channels for academic training purposes or legal issues. The camera also improves dentist-patient communication, acting as a valid support for informed consent.



### Smart Focus and 4K video

Venus LED MCT View shoots 4K video and generates 13 MP resolution images. The Plug&Play software package allows you to manage all camera parameters and controls, such as recording start, image capture, zoom and Smart Focus. In the presence of the Full Touch console and Multimedia System, the icons can be used to manage these functions. Thanks to liquid lens technology, camera focus can be digitally adjusted instantly with the Smart Focus function. Focusing is activated directly from the PC, via a button on the Full Touch control panel, or by touching the sensitive area on the lamp itself.



### Multi Colour Temperature

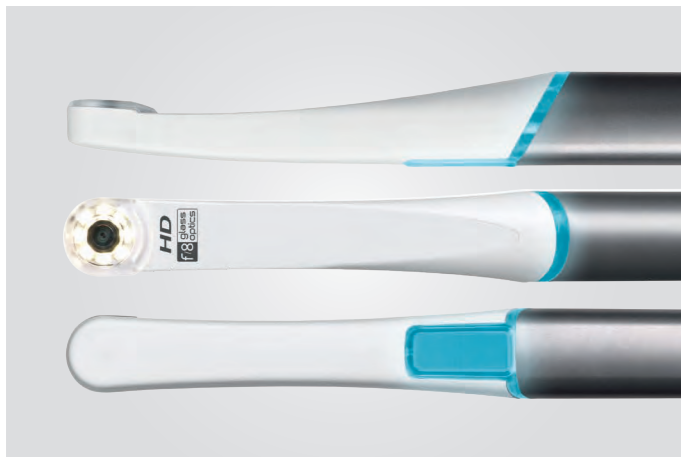
Both operating lamps implement 3 different colour temperatures: 4300K (warm light) for surgical treatment, 5000K (neutral light) for conservative dentistry and 5500K (cool light) for realistic colour capture. Composite Mode function adapts light wavelength to prevent pre-polymerisation, while ensuring optimal lighting.





### Images and video

When installed, the Multimedia version of the Full Touch control unit enables viewing of camera images, as well as short video sequences regarding the use and maintenance of the dental unit. This high-tech feature speeds up several tasks and increases productivity through improved workflow.



### C-U2 camera

The integrated HD camera with an optical system comprising 7 glass lenses features a streamlined design and a 16:9 format HD sensor providing high-resolution images on the 16:9 LED monitor or, when present, the 7" Full Touch display. Manual focusing is not required thanks to the 5 - 70 mm depth of field.



### 22" LED monitor

The 16:9 monitor provides a wide viewing angle thanks to the special IPS panel. The monitor can be fitted to the V10 either with a single arm or a double-jointed arm for a more comfortable use.

## The importance of clear communication

The V10 can be equipped with an integrated chairside communication system to share information with the patient, gain consent for treatment and illustrate the results. Dentists will also enjoy the ability to shorten the initial diagnostic steps, getting visual data in high resolution. An integrated system with an HD camera, LED monitor, plus the opportunity of viewing data directly on the optional Full Touch Multimedia control unit display is highly efficient.



## Radiology at arm's length for swift diagnosis

To speed up treatment sessions and be more productive, the V10 incorporates a high-quality imaging system for immediate diagnosis. Integration reduces the time required to obtain diagnostic images and accelerates workflow, also thanks to the handheld wireless control device, which sets exposure parameters automatically on the X-ray unit.



VOICE CONTROL



### RXDC with eXTend technology

Thanks to an extensive internal collimation and an extremely small focal spot, the X-ray unit provides high-quality images combined with a minimal radiation dose delivered to the patient to quickly make a correct, accurate and safe diagnosis.



### Zen-X

The integrated X-ray sensor, available in two sizes, is fitted directly onto the dentist's module. In a matter of seconds, the reprocessed image is displayed on the 22" LED monitor if present. Captured X-rays can also be viewed on a connected PC or on the optional Full Touch display (Multimedia version).



### Multimedia display

X-rays acquired via the integrated system can be displayed in HD on the optional 7" Full Touch display.



## Virtual assistance

The V10 will connect via internet to provide dental surgeries with remote assistance and key technology updates. Without the need to download software, the dentist has online access to the user manual and a selection of video tutorials to make the most of their equipment.

The cloud-based platform records disinfection cycles. Di.V.A. tracks unit usage, instrument usage and analyse surgery efficiency, and can manage staff workloads and maintenance requirements. Useful information is also provided by the sensor integrated into the patient chair. All data are conserved online and fully protected according to "Data Protection Certified" standards.

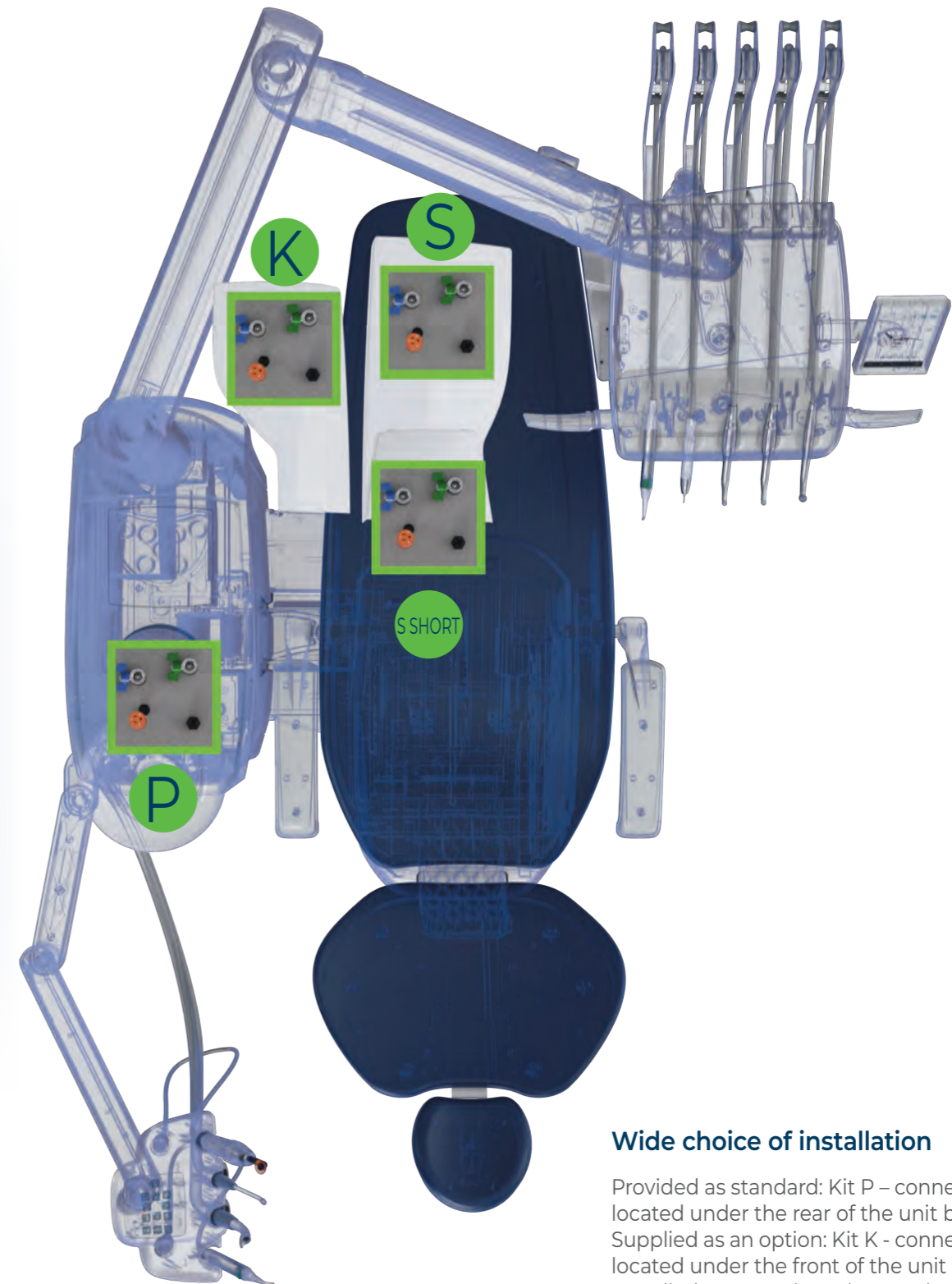


## easycheck

With the aim of improving the effectiveness of the clinic, each V10 unit connected via Easy Check benefits from a real-time diagnostic service and remote technical support.

## Multi-Junction system

There are no longer any obstacles or expense involved in connecting the dental unit to the floor. With the multi-junction system, replacing the previous dental unit with the new V10 is simple and straightforward, as the appropriate installation kit can be selected according to the existing floor connections.



### Wide choice of installation

Provided as standard: Kit P – connections are located under the rear of the unit body  
 Supplied as an option: Kit K - connections are located under the front of the unit body  
 Supplied as an option: Kits S and S short – for connections underneath the patient chair







02/2025  
MV10GB251S00

Due to our policy of constant technological upgrading, technical specifications may be subject to change without prior notice. According to the standards in force, in extra-EU areas the availability and specifications of some products and/or characteristics may vary. Please contact your local distributor for further information.



**BU Medical Equipment  
Sede Legale ed  
Amministrativa  
Headquarters**

**CEFLA s.c.**  
Via Selice Provinciale, 23/a  
40026 Imola (BO) - Italy  
Tel. +39 0542 653111  
Fax +39 0542 653344

**Stabilimento / Plant**

Via Bicocca, 14/C  
40026 Imola (BO) - Italy  
Tel. +39 0542 653441  
Fax +39 0542 653601  
[www.mocom.it](http://www.mocom.it)

